


A Turtle Book Lesson Plan




Dear Teacher or Librarian,

Here are ideas to help you enrich your students' reading experience and their understanding of important curricular concepts.

The blackline masters on pages 3 and 4 of this guide can be used for discussion; direct teaching; and assessment of student comprehension and vocabulary development. Lesson plans for all Turtle Books may be found on our website: www.turtlebooks.com.

Enjoy reading!



Before You Read

To introduce the book, identify and discuss the title, author, and illustrator.

What does legend mean? Who is Mexicatl?

Take a picture walk through the first few pages of the book. *What do the pictures tell you about the setting of the story? What do they tell you about the characters?*

As You Read

Help children develop an expanded academic vocabulary. Make sure children understand the meaning of unfamiliar words as they occur in the story.

desert

wisdom

harmony

courage

serpent

southward

followers

summit

command

quarrel

great leader

harvest

After You Read

Ask students to discuss the following questions:

What did Mexicatl learn from his mother when he was a young boy?

Describe the vision Mexicatl saw in the sky.

Why was Mexicatl not a great leader in the beginning?

Give each student a copy of pages 3 and 4 of this guide. Page 3 is in the form of a book report. It has prompts and models to help children think about concepts of print, story genre, and story elements. It also has an activity for students to complete. Page 4 is a mystery word puzzle that focuses on vocabulary from *The Legend of Mexicatl*. You might make a transparency of each and use an overhead projector so you and the children can do the pages together.



Using This Guide

Using this guide with *The Legend of Mexicatl* will help meet the following Social Studies Standards and Reading and Language Arts Standards:

Social Studies Standards

- Environment and Society
- Places and Regions
- People, Places, and Environments
- Time, Continuity, and Change
- Symbols

Reading and Language Arts Standards


- Concepts of print: author, illustrator
- Book genre
- Story elements: setting, characters
- Story vocabulary

Cross Curricular Activities: Writing

Tell children that the planet Venus is called *the morning star* because you can see it shining early in the morning, the only star left from the night before. The Mayan people, who lived long ago in the area we now call Mexico, thought the morning star had magical properties. The Mayans made up stories about the morning star.

Ask students to make up a story about the morning star with you. You might put a story starter such as the following on the chalkboard. Have volunteers add to it.

- Although the sunrise had begun, one star still shone in the sky. As the sleepy children looked out their window at it, it seemed to speak to them.



Bibliography- The Legend of Mexicatl

On Ramon's Farm: Five Tales of Mexico, by Campbell Geeslin.
Atheneum, 1998

Pumpkin Fiesta, by Caryn Yacowitz.
HarperCollins Juvenile Books, 1998

Viva Mexico!: A Story of Benito Juarez and Cinco De Mayo, by Argentina Palacios.
Raintree/Steck Vaughn, 1992

Opossum and the Great Firemaker: A Mexican Legend, by Jan H. Mike.
Troll Communications L.L.C., 1993



Name _____ Date _____

Story Elements

Setting: Mexicatl travels from the _____, through
the _____ and then to a _____.


Author _____

Illustrator _____

Kind of Story


fiction or nonfiction

new story or old legend



About the Mexican Flag


Why do you think the flag of Mexico has an eagle and a snake on it?



The Legend of Mexicatl Word Puzzle

Read each clue. Write the missing letter that completes each word in the puzzle.

1. A desert plant
2. A hot place that is dry and sandy
3. The name of the boy who led his people to Mexico
4. Mexicatl wore a feather in his _____.
5. A prickly plant that grows in the desert
6. Go after someone



1.		M	s				l
2.		d	e	s		r	
3.		e	x				
4.			i	r			
5.			c	a			s
6.		f	o				

Read down the clue boxes. What country's name was filled in for you?