


A Turtle Book Lesson Plan




Dear Teacher or Librarian,

Here are ideas to help you enrich your students' reading experience and their understanding of important curricular concepts.

The blackline masters on pages 3 and 4 of this guide can be used for discussion, direct teaching, and assessment of student comprehension and vocabulary development. Lesson plans for all Turtle Books titles may be found on our website: www.turtlebooks.com.

Enjoy reading!



Before You Read

To introduce the book, identify and discuss the title, author, and illustrator.


What does *keeper* mean? What is a swamp?

Take a picture walk through the first few pages of the book. *Where does this story take place? What is the setting? What characters do you see? Predict what might happen to them.*

As You Read

Help children develop an expanded academic vocabulary. Make sure children understand the meaning of unfamiliar words as they occur in the story.

<i>murky water</i>	<i>kinship with</i>	<i>sandy bank</i>
<i>poachers</i>	<i>thrashed</i>	<i>Spanish moss</i>
<i>'gator</i>	<i>eyes riveted</i>	<i>lunged upward</i>




After You Read

Ask students to discuss:

- How did the boy and Grandfather feel about each other?
- How did Ole Boots get her name?
- Why do you think Grandfather guards the alligator's nest?

Give each student a copy of pages 3 and 4 of this guide. Page 3 is a book report for children to complete. It has prompts and models to help children think about concepts of print, story genre, story elements, and story summaries. Page 4 is a word search game that focuses on *Keeper of the Swamp* vocabulary.



Using This Guide

Keeper of the Swamp will help meet the following National Council for Social Studies Standards, National Science Education Standards, National Geography Standards, and Language Arts Standards:

National Social Studies Standards

Environment and Society
Places and Regions
People, Places, and Environments
Time, Continuity, and Change

National Science Standards

Organisms and Environments
Characteristics of Organisms
Life Cycles of Organisms

National Geography Standards

Landforms: swamps
Interaction of life forms with each other

National Language Arts Standards

Concepts of print: author, illustrator
Book genre
Story elements: setting, characters,
 problem, solution
Story summary
Story vocabulary

Cross Curricular Activities: Science

Reread *Keeper of the Swamp* and study the illustrations with the children. Make lists of plants and animals that live in a swamp.

Swamp Plants	Swamp Animals
Spanish moss	alligators ('gators)
cypress trees	bullfrogs
grass	dragon flies
	heron
	crickets
	raccoons
	bats
	butterflies

Bibliography- *Keeper of the Swamp*


Marshes and Swamps, by Gail Gibbons.
Holiday House, 1998

Bayou Lullaby, by Kathi Appelt and Karel Appel.
William Morrow, 1995

Crocodiles & Alligators, by Seymour Simon.
HarperCollins, 1999

Why Alligator Hates Dog: A Cajun Folktale,
by J.J. Renoux.
August House, 1995

Feliciano Feydra Leroux: A Cajun Tall Tale,
by Tynia Thomassie
Little Brown, 1995



Keeper of the Swamp

Author _____

Illustrator _____


Kind of Story

fiction or nonfiction

realistic or fantasy

mystery or biography

Name _____ Date _____



Story Elements

Setting: The story takes place in the _____

_____ waters of a big _____.

Characters: There are two characters, a _____ and his _____.

Problem: The _____ wants to prove to himself that he can be big enough, strong enough, and _____ enough to take his grandfather's place as the "Keeper of the Swamp".

Solution: On the first try, the boy drops the _____. But on the second try, Ole Boots jumped for him.

Story Summary


As the story begins, a boy and his grandfather are in a small boat moving through the _____.

The boy knows his grandfather may not _____ much longer and he wants to be able to take his _____ as keeper of the swamp. They find Ole Boots and the boy tries to get her to _____ up and grab a piece of raw _____. On his second try, he succeeds.

Finally, the boy tells his grandfather that he will take care of the alligator. Then Grandfather shows the boy the alligator's _____. Grandfather and the new keeper of the _____ pole their boat toward home.

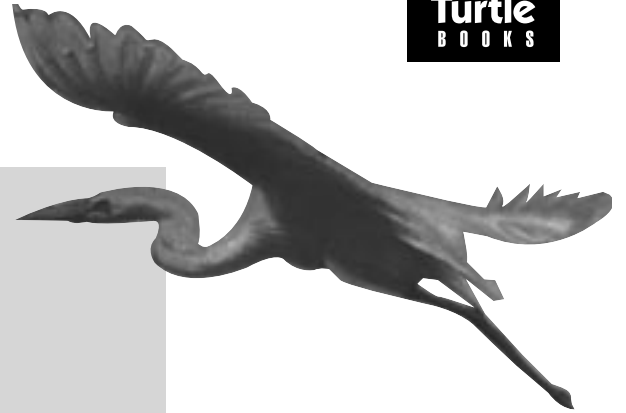
Name _____

Date _____



Word Search

Circle the words from the story in the puzzle.



Vocabulary

OLE BOOTS

POACHERS

JAWS

SWAMP

HERON

CHICKEN

X	W	T	R	O	W	A	B	E	D
Q	S	W	A	M	P	X	Z	W	A
H	M	N	O	R	S	B	C	P	O
E	Q	R	X	D	E	X	H	Q	L
R	F	J	A	W	S	G	I	H	E
O	L	M	N	R	T	U	C	V	B
N	W	E	G	G	S	A	K	B	O
C	X	Y	Z	W	C	N	E	Q	O
R	A	C	D	F	G	I	N	K	T
P	O	A	C	H	E	R	S	J	S